


# PARASOL STARS

THE STORY OF BUBBLE BOBBLE III

TM



# Thank You

We are glad that you have chosen *Parasol Stars* for play on your TurboGrafx-16 SuperSystem. We hope that you will continue to enjoy this and our other products for the TurboGrafx. We are always interested in what YOU think of our games and what games you would like to see released in this country. Please drop us a line so we can continue to bring you the best!

*Duplication, copying, or rental of this software or manual is prohibited.*

*Distribution of this software outside the United States, Canada, and Mexico is strictly prohibited.*


Please keep in mind:

1. Be sure power is turned off when inserting or removing TurboChip Game Cards.
2. Never forcibly bend your TurboChip Game Card.
3. Do not touch or expose to water the terminal (gold) area of the Game Card.
4. Do not clean the TurboChip with volatile liquids such as paint thinner or benzene.
5. Do not leave your TurboGrafx on and unattended, as leaving a paused or still image from any video game system on your television screen for a prolonged period may cause a burn-in image on your television screen - which means permanent damage!

TurboChip™ Game Cards operate only on the TurboGrafx™-16 Entertainment SuperSystem and TurboExpress™ Handheld Entertainment System.

*Working Designs  
18135 Clear Creek Road  
Redding, CA 96001*

# Table of Contents



<b>1. The Story of Parasol Stars</b>	<b>2</b>
<b>2. The Stars are calling!</b>	<b>3</b>
<b>3. Using your TurboPad</b>	<b>4</b>
<b>4. Understanding the Display</b>	<b>5</b>
<b>5. Using the Magic Parasol</b>	<b>6</b>
<b>6. Bonus Items</b>	<b>10</b>
<b>7. Special Power-ups</b>	<b>11</b>
<b>8. Secrets of Bubble Bobble III</b>	<b>12</b>

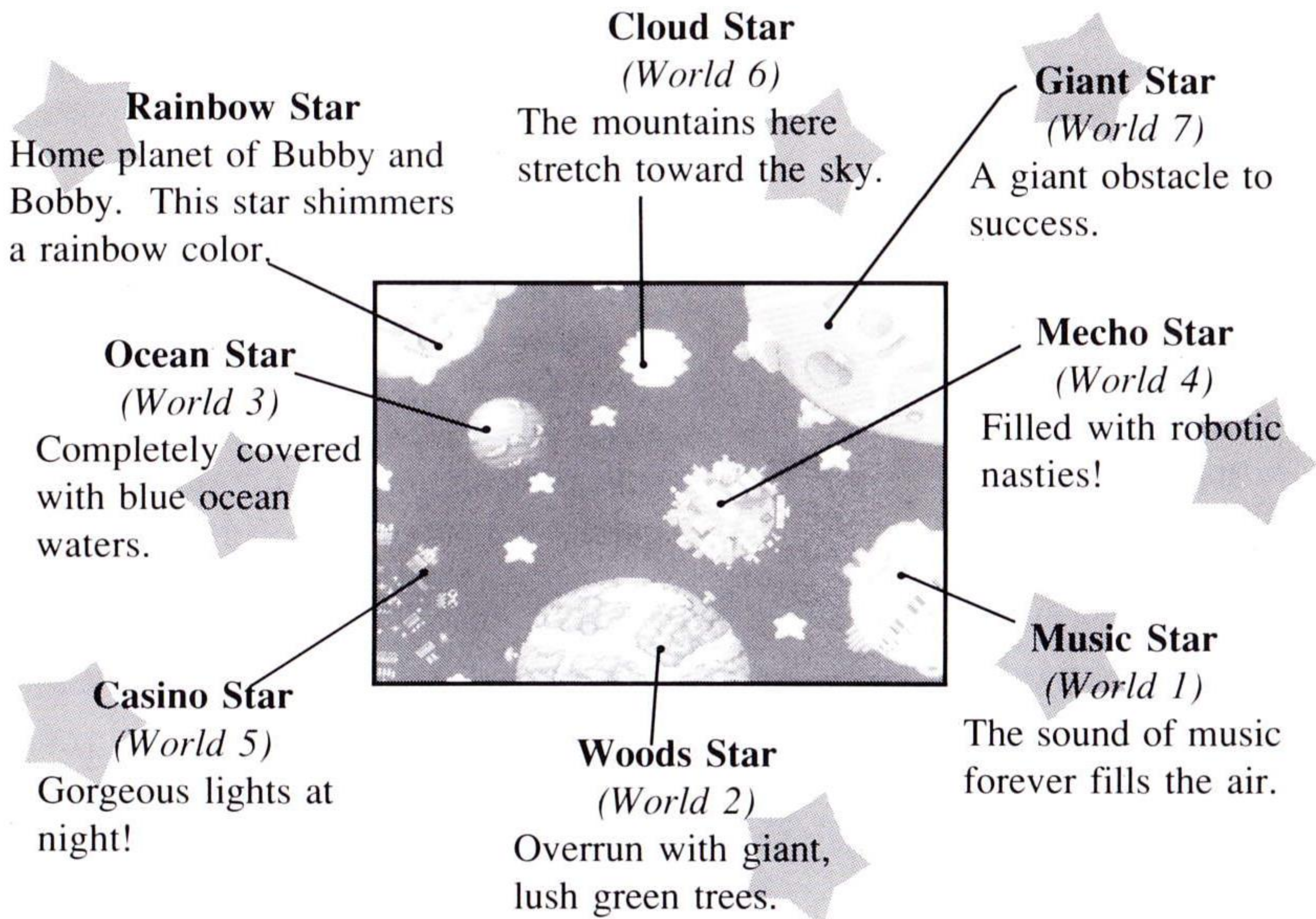
# The Story of Parasol Stars

Once, long ago, there was a courageous warrior that entered a cave of monsters with the intent of sealing it forever. He accomplished this task, however, unknown to him, one monster escaped before the cave was sealed. Years passed, and that one monster eventually grew strong enough to break the power of the warrior's magic seal. That monster, who became known as Chaostikahn, unleashed the monsters within the cave on the world once again.

During this same period of time, Bubby and Bobby, our heroes, had won the admiration of the villagers of Rainbow Island by defeating the enemies terrorizing their

planet, allowing peace to settle in. To show their appreciation, the inhabitants of the Island entrusted one Magic Parasol each to Bubby and Bobby. In the months that followed, Bub and Bob were so intent on learning to harness the power of the Magic Parasols that they did not notice the menacing presence that was overtaking the neighboring planets. One day, they received an emergency distress signal from one of those nearby planets. Though they had not quite mastered the techniques for using the Magic Parasols, they courageously raised their parasols toward the planet in distress and disappeared into the skies above Rainbow Island, unaware of the danger and size of their new quest.

# The Stars are Calling



Each world is divided into 7 rounds. The last round of each planet pits you against (you guessed it!) a boss character. Defeating the boss returns peace to the planet and allows you to continue to the next planetary challenge.

# Using your TurboPad

## **Direction Key**

Press to move Bubby left or right.  
Pressing up and Button II raises Bubby's parasol.

## **RUN Button**

Press to start, pause, and 'unpause' the game. Press and hold RUN and then press SELECT to reset the game.

## **SELECT**

Not used in *Parasol Stars*.

## **Button II**

Opens Bubby's parasol.

## **Button I**

Makes Bubby jump.

## **Continue Mode**

Players can continue playing as long as the Credit counter is not zero. Additional credits can be earned by finding and snagging "100 Dollar" powerups during the game.

## **Joining a Game in Progress**

As long as credits remain on the counter, players can join or re-join a game in progress by simply pressing the RUN button.

## **Erasing High Scores**

This game is equipped to use the Backup RAM in the TurboCD or TurboBooster-plus. If you wish to clear (reset) the *Parasol Stars* high score table, press and hold RUN, SELECT, Button I, and Button II while turning on your TurboGrafx!

**Special Note:** *Parasol Stars* cannot be started while in the demonstration mode. If the demo is running, the game may be reset by pressing and holding RUN, then SELECT at the same time. The title screen will then appear and the game may be started in the normal manner.

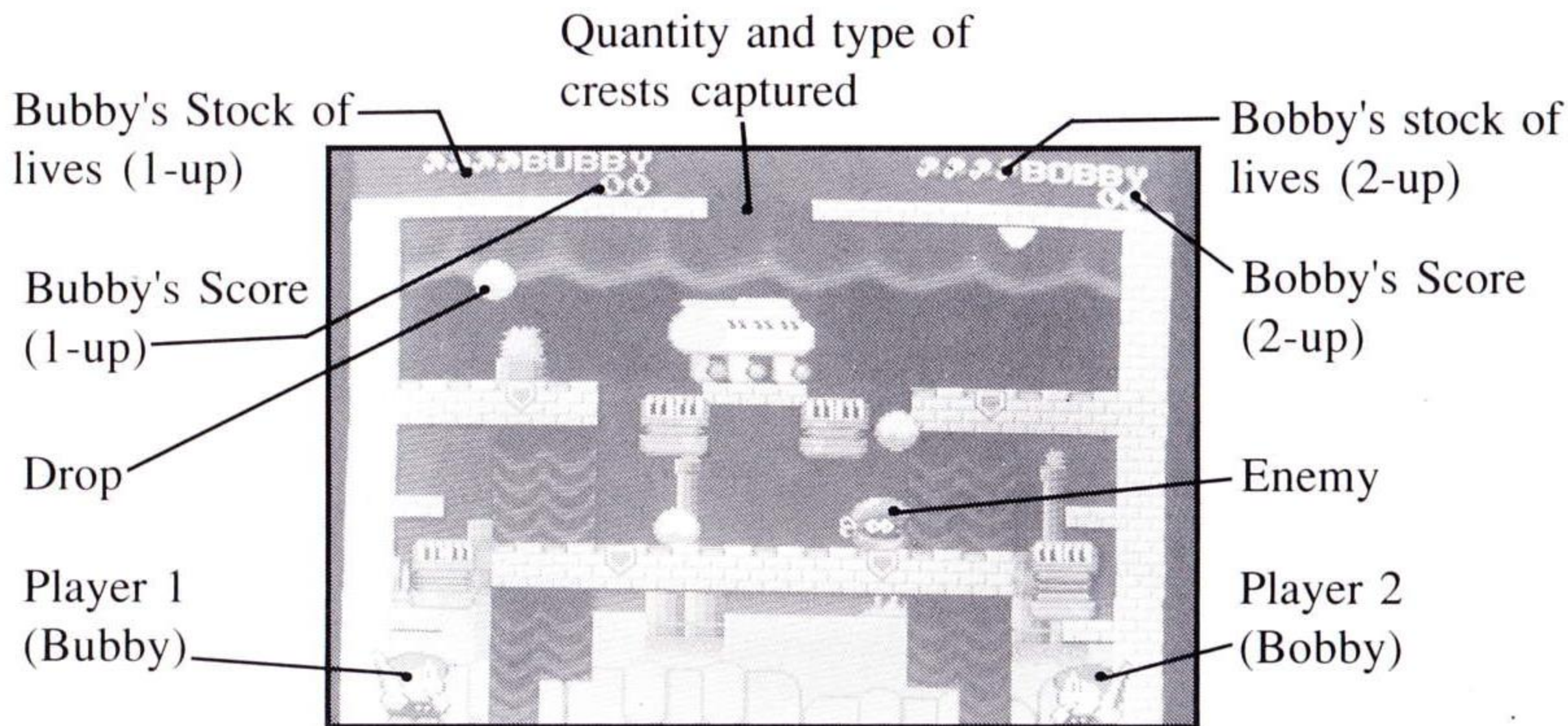
# Understanding the Display

## Before you start playing *Parasol Stars*

This game allows two players to play simultaneously. In order to use this feature, a TurboTap and two TurboPads are required. TurboTap and pads must be connected prior to turning on your TurboGrafx.

## Starting the game

At the title screen, pressing RUN on Pad #1 results in a one player game, pressing RUN on Pad #2 results in a two player simultaneous game.




**Note:** In one player mode, the number of credits remaining is displayed instead of the player 2 score.

# Using the Magic Parasol


## Stop Movement with the Parasol!

When you hit an enemy with the Parasol, changing it's color, the enemy is stunned and stops moving. Stunned enemies can be touched with no ill effects.




## Remove by throwing!

A stunned enemy will soon revive with a vengeance if left alone. It is therefore wise to dispose of enemies soon after they are stunned. Pick them up by pressing Button II and touching them with the open Parasol. Throw them by releasing Button II.




## Line up enemies for big scores!

Line up stunned enemies, then throw a Drop or another stunned enemy at the lineup. Each stunned enemy in the line will yield twice as many points as the previous one.



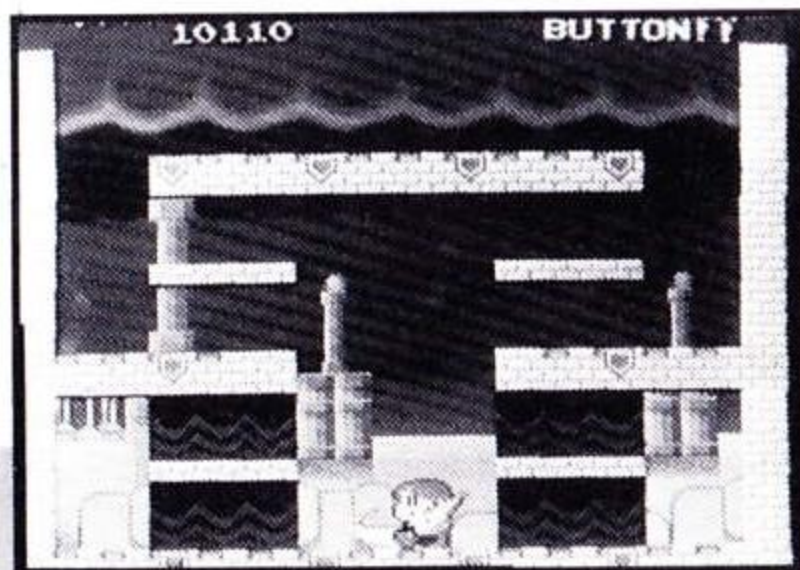



# Technique Examples




Stun active enemies by throwing Drops or stunned enemies at them!

Larger enemies take multiple hits to stun!





You can move drops or stunned enemies by rolling them - or ride them by jumping on them!

If small enemies touch a large stunned enemy, the small enemy will become stunned!





# Technique Examples

Use the Parasol to protect yourself from missiles and laser beams!




The 4 drop types are: Water, Lightning, Fire, and Star. If you retrieve the potion on the boss round, you can create and collect drops by simply holding your Parasol up!

Store drops by opening the Parasol. If you gather 5 drops at the same time, they transform into a large drop with awesome power!




Press and hold Button II (turbo switches off!) to keep the Parasol open!

# Technique Examples




You can climb by jumping up a stream of falling drops!



Hit Button II twice rapidly! The enemy will be stunned and disposed of quickly!

A large drop can be created 'on the fly' by throwing four drops at a cornered drop!




Jump on stunned enemies and raise the Parasol! The enemy below will be picked up, and you will shoot up!



# Bonus Items

When you throw an enemy or Drop, hidden food or valuable items will appear! Throw things repeatedly for mega-scores! If you are very lucky a 100 Dollar Coin will appear. Retrieve it and you will receive one extra credit!



## Pay attention to Death!

Don't spend *too* much time searching for hidden bonus items without clearing a round. If you do, HURRY!! will appear on the screen and the enemies will move faster. After this, you will get only one more warning before Death arrives to try to take a life. Since Death cannot be defeated, the only way to escape is to finish the round. If Death successfully takes a life, he disappears for a while.



# Special Power-ups

Certain player actions will cause different power-ups to appear. The exact moves are a secret. Can you figure them out?

Once they appear, power-ups can be retrieved by throwing enemies or drops at them.

## *Items whose effect changes by color*



**Heart**

Changes the bonus at the end of a round!



**Rod**

Transforms food!



**Ring**

Raises scores!



**Marble**

Use this to blow away enemies!

## *Other Items*



**Boot**

Speeds up player actions!



**Dynamite**


Creates a tremendous explosion!

## *Potions*

Potions only appear on the boss screens, and they are very powerful! After retrieving one of the four potion bottles (Water, Lightning, Fire, or Star), you are able to magically attract and collect drops of the same type simply by raising your umbrella!

# Secrets of Bubble Bobble III

*Parasol Stars* is filled with secrets. Here are just some of the puzzles to solve, and a few clues to help you along...



## Mystery Crests

During the game, 4 different kinds of crests can appear - seemingly at random. These crests represent the power of Water, Fire, Lightning, and Stars. When three crests are collected, their power is unleashed in the form of a miracle!

**Tip:** When you create a large drop twice in the same round, the same kind of crest will appear on the next round!



## Secret Door

Each planet contains a secret door. Where is it? What causes it to appear? What treasure does it protect?

## Miracle Rainbow

A shimmering rainbow comet protects you, and a sparkling rainbow-colored necklace brings a true miracle beyond words!

# Warranty, Etc.

Working Designs warrants this product to be free from defects in material or workmanship under the following terms.

## **WARRANTY PERIOD**

This product is warranted for 90 days from the date of the first consumer purchase.

## **WHO IS PROTECTED**

This warranty may be enforced only by the first consumer purchase. Proof of purchase is required to process warranty claims.

## **WHAT IS COVERED**

Except as specified below, this warranty covers all defects in workmanship in this product. The following are not covered by the warranty:

1. Any product that is not distributed in North America or Mexico by Working Designs or which is not purchased from an authorized Working Designs dealer.
2. Damage, deterioration, or malfunction resulting from:
  - a) accident, misuse, abuse, neglect, impact, fire, liquid damage, lightning or other acts of nature, commercial or industrial use, unauthorized product modification, or failure to follow instructions supplied with the product.
  - b) repair or attempted repair by anyone not authorized by Working Designs;
  - c) any shipment of the product (claims must be submitted by the carrier);
  - d) removal or installation of the product;
  - e) any other use that does not relate to a product defect.

## **HOW TO OBTAIN WARRANTY SERVICE**

For warranty information, call (916) 243-3417 ext. 420, Monday-Friday 9:30 a.m. to 4:30 p.m. Pacific Time.

## **LIMITATION OF IMPLIED WARRANTIES**

ALL IMPLIED WARRANTIES, INCLUDING WARRANTIES OF MERCHANTABILITY AND FITNESS FOR A PARTICULAR PURPOSE, ARE LIMITED IN DURATION TO THE LENGTH OF THIS WARRANTY.

## **EXCLUSION OF DAMAGES**

LIABILITY FOR ANY DEFECTIVE PRODUCT IS LIMITED TO THE REPAIR OR REPLACEMENT OF THE PRODUCT, AT OUR OPTION. NOT LIABLE FOR:

1. Damage to other property caused by any defects in this product, damages based upon inconvenience, loss of use of the product, loss of time, commercial loss; or
2. Any other damages whether incidental, consequential or otherwise.

SOME STATES DO NOT ALLOW LIMITATIONS ON HOW LONG AN IMPLIED WARRANTY LASTS AND/OR DO NOT ALLOW THE EXCLUSIONS OR LIMITATION OF INCIDENTAL OR CONSEQUENTIAL DAMAGES, SO THE ABOVE LIMITATIONS AND EXCLUSIONS MAY NOT APPLY TO YOU.

## **HOW STATE LAW RELATES TO THE WARRANTY**

This warranty gives you specific legal rights, and you may also have other rights which vary from state to state.

---

## *Game Help*

For tips on playing Parasol Stars, call the NEC hotline at 1-900-FUN-TG16. The first 30 seconds are free, but you will be charged .99 cents for the rest of the first minute and .99 cents for

each additional minute, for up to five minutes. The charges will appear on your next phone bill. *Please ask your parents before calling.*

# CADASH™

If you're ready for a real challenge, Cadash awaits! This hot translation of the hit Taito arcade game has everything: 1 or 2 player simultaneous play, four different characters to choose from, involving quests, fantastic magic, eye-popping 16-bit graphics, and the baddest bad guy yet unleashed on the Turbo! Arise brave warriors, your skill is needed to save the land of Deerzar and rescue princess Sarasa! You're not afraid, are you?



"TurboGrafx", "TurboChip", and "TurboExpress" are trademarks of NEC Technologies, Inc. "TurboTap", "TurboPad", and "TurboBooster" are registered trademarks of NEC Technologies, Inc. "Cadash", "Parasol Stars", and "Bubble Bobble" are trademarks of Taito Corp. licensed to Working Designs. Copyright 1991 Taito Corp. Printed in U.S.A.